

2023 HARMON COUNTY ASSESSOR'S OFFICE REPORT TO THE EXCISE BOARD

07/20/2023

City/Village								
DISTRICT	DESCRIPTION	PERSONAL PROPERTY	REAL PROPERTY	PUBLIC SERVICE	TOTAL VALUATION	HOMESTEAD EXEMPTIONS	OTHER EXEMPTIONS	NET VALUATION
T01	Hollis	639,270	4,579,439	877,929	6,096,638	289,190	82,432	5,725,016
T02	G-66-Gould C	6,802	349,567	135,886	492,255	27,898	2,232	462,125
CITY/VILLAGE TOTAL VALUATION		646,072	4,929,006	1,013,815	6,588,893	317,088	84,664	6,187,141

County								
DISTRICT	DESCRIPTION	PERSONAL PROPERTY	REAL PROPERTY	PUBLIC SERVICE	TOTAL VALUATION	HOMESTEAD EXEMPTIONS	OTHER EXEMPTIONS	NET VALUATION
COUNTY	Harmon County General	4,979,817	16,419,257	2,916,638	24,315,712	451,016	143,796	23,720,900
COUNTY TOTAL VALUATION		4,979,817	16,419,257	2,916,638	24,315,712	451,016	143,796	23,720,900

Other								
DISTRICT	DESCRIPTION	PERSONAL PROPERTY	REAL PROPERTY	PUBLIC SERVICE	TOTAL VALUATION	HOMESTEAD EXEMPTIONS	OTHER EXEMPTIONS	NET VALUATION
EMS	EMS	4,979,817	16,419,257	2,916,638	24,315,712	451,016	143,796	23,720,900
OTHER TOTAL VALUATION		4,979,817	16,419,257	2,916,638	24,315,712	451,016	143,796	23,720,900

School								
DISTRICT	DESCRIPTION	PERSONAL PROPERTY	REAL PROPERTY	PUBLIC SERVICE	TOTAL VALUATION	HOMESTEAD EXEMPTIONS	OTHER EXEMPTIONS	NET VALUATION
14-J	DUKE	0	56,610	13,262	69,872	0	0	69,872
40-J-Jac	OLUSTEE-ELDORADO	115,031	538,885	24,318	678,234	4,000	0	674,234
C-51	ERICK	0	5,498	2,673	8,171	0	0	8,171
G-66	GOULD CITY	0	0	0	0	0	0	0
Hollis	R-66-Hollis RURAL	0	0	0	0	0	0	0
I-66	H-66-Hollis CITY	4,802,662	15,586,997	2,874,170	23,263,829	445,016	143,796	22,675,017
Mangum	C-1-Mangum	62,124	231,267	2,215	295,606	2,000	0	293,606
SCHOOL TOTAL VALUATION		4,979,817	16,419,257	2,916,638	24,315,712	451,016	143,796	23,720,900

Vo-Tech								
DISTRICT	DESCRIPTION	PERSONAL PROPERTY	REAL PROPERTY	PUBLIC SERVICE	TOTAL VALUATION	HOMESTEAD EXEMPTIONS	OTHER EXEMPTIONS	NET VALUATION
H-66	VoTech H-66	4,802,662	15,586,997	2,874,170	23,263,829	445,016	143,796	22,675,017
I-1	VO-TECH GREER	62,124	231,267	2,215	295,606	2,000	0	293,606

2023 HARMON COUNTY ASSESSOR'S OFFICE REPORT TO THE EXCISE BOARD

07/20/2023

J-14, 40 VO-TECH JACKSON	115,031	595,495	37,580	748,106	4,000	0	744,106
VO-TECH TOTAL VALUATION	4,979,817	16,413,759	2,913,965	24,307,541	451,016	143,796	23,712,729

I, Kendra Tillman, Assessor of Harmon County Oklahoma, do hereby certify that the foregoing is a true and correct statement of valuations for Real Estate, Personal Property, Public Service and Homestead Exemptions as certified by the State Board of Equalization and shown by the records in the County Assessor's office. Subscribed by my name and affixed the seal of the County Assessors office on this day of 07/20/2023.

State of Oklahoma)
) SS Kendra Tillman _____ 07/20/23 _____ Kendra Tillman
 Harmon County) Date _____ County Assessor
 Seal Harmon County

I, Kara Gollihare, County Clerk of Harmon County Oklahoma, do hereby certify that the above is a true, correct and complete list of the valuations of Harmon County Oklahoma as certified by the Harmon County Assessor's office.

Kara Gollihare _____ Kara Gollihare
 County Clerk
 Harmon County Seal

Excise Board: Chad Robinson _____ Cindy Jefferson _____ 7-31-23 _____
 Date



Real	Count	Value
Agricultural	71	378,709
Commercial	219	940,050
Residential	1,054	3,260,680
Total Real Value	1,344	4,579,439
Homestead	278	289,190
Veteran	11	82,432
Other	0	0
Total Exempt	307	371,622

TIF Increment Value

Net Assessed 4,207,817

Net Assessed Under Protest

Senior Freeze	25	22,241
Capped Parcels	447	621,150

Personal	Count	Value
Agricultural	9	26,462
Commercial	91	612,808
Mobile Home	0	0
Total Personal	100	639,270
Total Exempt	0	0

TIF Increment Value

Net Assessed 639,270

Net Assessed Under Protest

Public Service	Count	Value
Total PS Value	5	877,929

TIF Increment Value

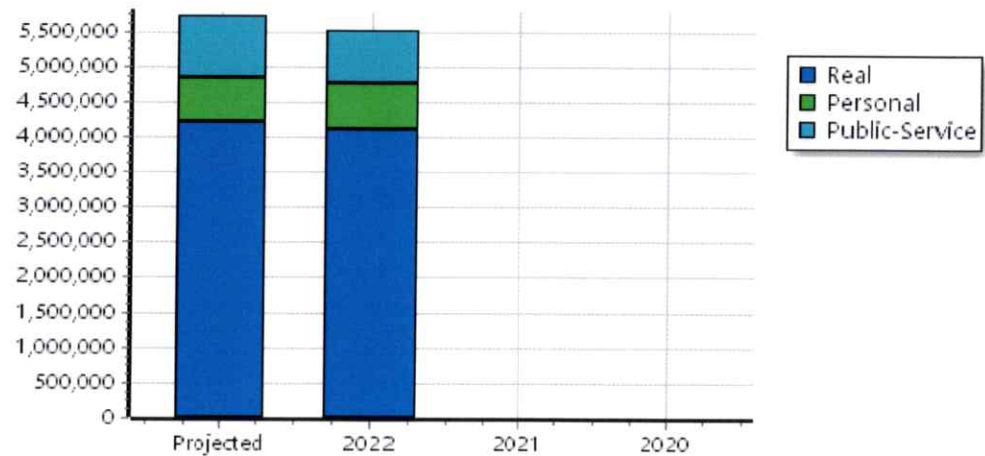
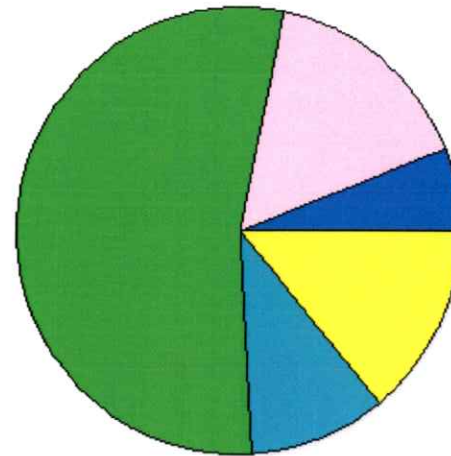
Net Assessed 877,929

District Totals

Total Gross Value	6,096,638
Homestead Loss	289,190
Other Exemption Loss	82,432
TIF Increment Value	
Retained TIF Value	
Net Assessed Value	5,725,016

Net Assessed Under Protest

* Public Service Protests Values are not included on this report.



Real	Count	Value
Agricultural	17	21,166
Commercial	21	55,253
Residential	147	273,148
Total Real Value	185	349,567
Homestead	27	27,898
Veteran	1	2,232
Other	0	0
Total Exempt	30	30,130

TIF Increment Value

Net Assessed 319,437

Net Assessed Under Protest

Senior Freeze	1	2,493
Capped Parcels	104	175,652

Personal	Count	Value
Agricultural	0	0
Commercial	6	6,802
Mobile Home	0	0
Total Personal	6	6,802
Total Exempt	0	0

TIF Increment Value

Net Assessed 6,802

Net Assessed Under Protest

Public Service	Count	Value
Total PS Value	5	135,886

TIF Increment Value

Net Assessed 135,886

District Totals

Total Gross Value	492,255
Homestead Loss	27,898
Other Exemption Loss	2,232

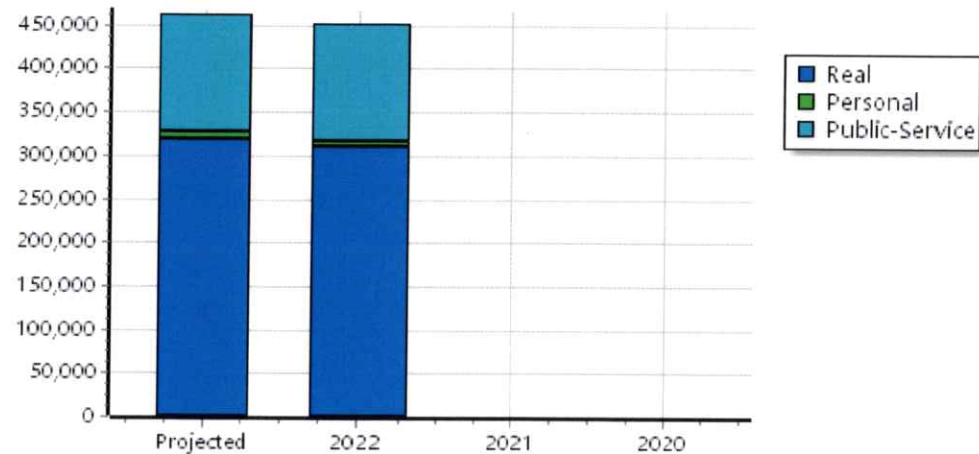
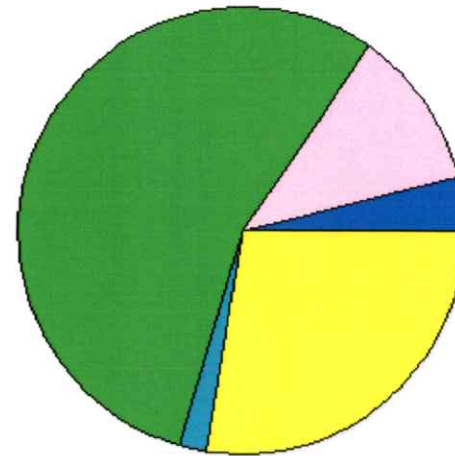
TIF Increment Value

Retained TIF Value

Net Assessed Value 462,125

Net Assessed Under Protest

* Public Service Protests Values are not included on this report.



Real	Count	Value
Agricultural	2,678	10,166,261
Commercial	279	1,214,492
Residential	1,408	5,038,504
Total Real Value	4,365	16,419,257
Homestead	438	451,016
Veteran	18	143,796
Other	0	0
Total Exempt	478	594,812

TIF Increment Value

Net Assessed 15,824,445

Net Assessed Under Protest

Senior Freeze	28	27,276
Capped Parcels	858	1,298,599

Personal	Count	Value
Agricultural	213	3,960,349
Commercial	131	974,687
Mobile Home	6	47,931
Total Personal	350	4,982,967
Total Exempt	16	3,150

TIF Increment Value

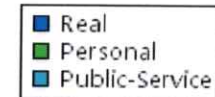
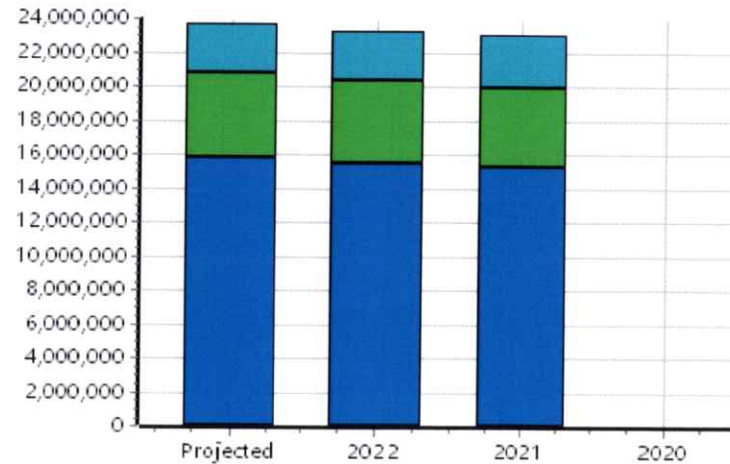

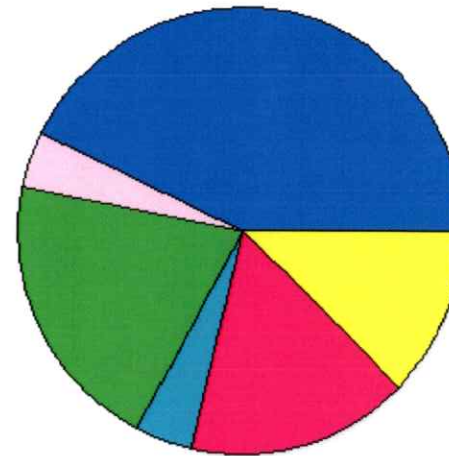
Net Assessed 4,979,817

Net Assessed Under Protest

Public Service	Count	Value
Total PS Value	37	2,916,638

TIF Increment Value

Net Assessed 2,916,638



District Totals

Total Gross Value	24,318,862
Homestead Loss	451,016
Other Exemption Loss	146,946

TIF Increment Value

Retained TIF Value

Net Assessed Value 23,720,900

Net Assessed Under Protest

* Public Service Protests Values are not included on this report.

Real	Count	Value
Agricultural	2,678	10,166,261
Commercial	279	1,214,492
Residential	1,408	5,038,504
Total Real Value	4,365	16,419,257
Homestead	438	451,016
Veteran	18	143,796
Other	0	0
Total Exempt	478	594,812

TIF Increment Value

Net Assessed 15,824,445

Net Assessed Under Protest

Senior Freeze	28	27,276
Capped Parcels	858	1,298,599

Personal	Count	Value
Agricultural	213	3,960,349
Commercial	131	974,687
Mobile Home	6	47,931
Total Personal	350	4,982,967
Total Exempt	16	3,150

TIF Increment Value

Net Assessed 4,979,817

Net Assessed Under Protest

Public Service	Count	Value
Total PS Value	37	2,916,638

TIF Increment Value

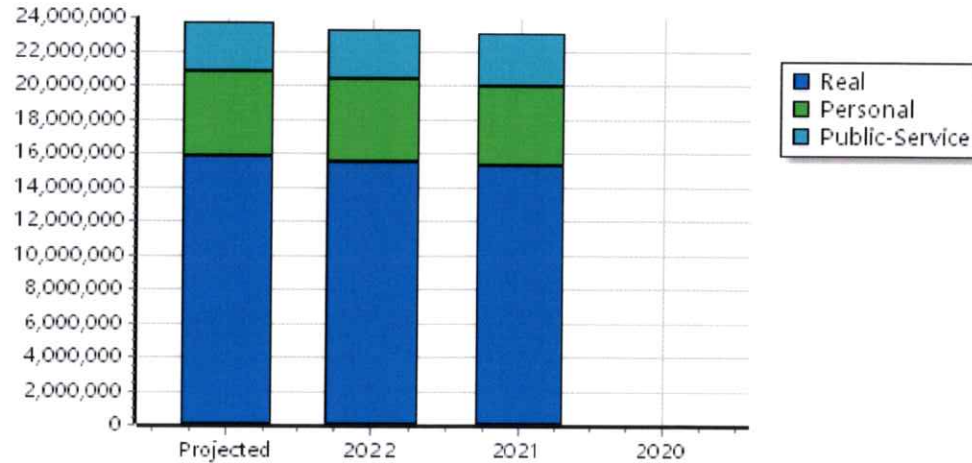
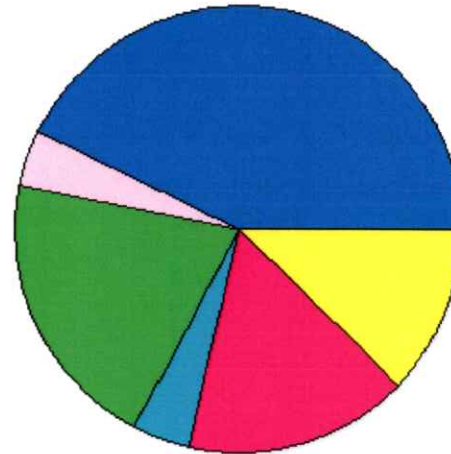
Net Assessed 2,916,638

District Totals

Total Gross Value	24,318,862
Homestead Loss	451,016
Other Exemption Loss	146,946
TIF Increment Value	
Retained TIF Value	
Net Assessed Value	23,720,900

Net Assessed Under Protest

* Public Service Protests Values are not included on this report.



Real	Count	Value
Agricultural	16	56,610
Commercial	0	0
Residential	0	0
Total Real Value	16	56,610
Homestead	0	0
Veteran	0	0
Other	0	0
Total Exempt	0	0

TIF Increment Value

Net Assessed 56,610

Net Assessed Under Protest

Senior Freeze	0	0
Capped Parcels	1	150

Personal	Count	Value
Agricultural	0	0
Commercial	0	0
Mobile Home	0	0
Total Personal	0	0
Total Exempt	0	0

TIF Increment Value

Net Assessed 0

Net Assessed Under Protest

Public Service	Count	Value
Total PS Value	4	13,262

TIF Increment Value

Net Assessed 13,262

District Totals

Total Gross Value	69,872
Homestead Loss	0
Other Exemption Loss	0

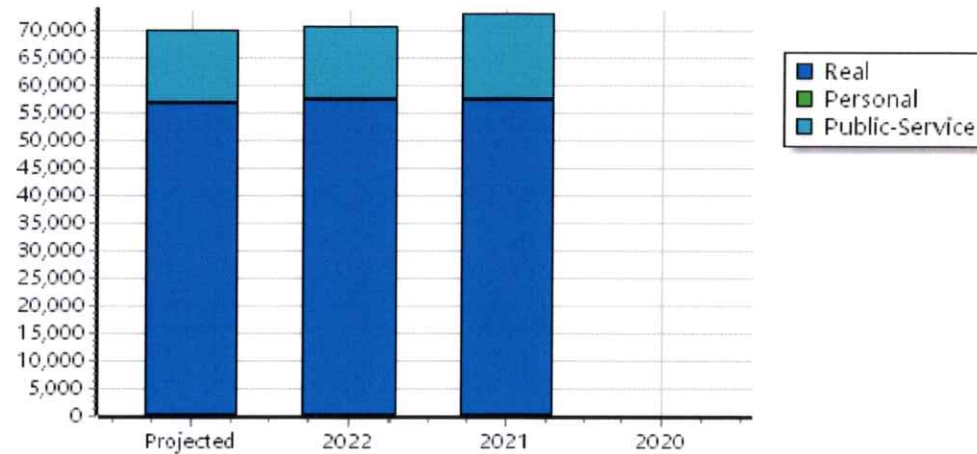

TIF Increment Value

Retained TIF Value

Net Assessed Value 69,872

Net Assessed Under Protest

* Public Service Protests Values are not included on this report.



Real	Count	Value
Agricultural	106	496,716
Commercial	0	0
Residential	6	42,169
Total Real Value	112	538,885
Homestead	5	4,000
Veteran	0	0
Other	0	0
Total Exempt	5	4,000

TIF Increment Value

Net Assessed 534,885

Net Assessed Under Protest

Senior Freeze	0	0
Capped Parcels	5	12,547

Personal	Count	Value
Agricultural	2	112,271
Commercial	1	2,760
Mobile Home	0	0
Total Personal	3	115,031
Total Exempt	0	0

TIF Increment Value

Net Assessed 115,031

Net Assessed Under Protest

Public Service	Count	Value
Total PS Value	2	24,318

TIF Increment Value

Net Assessed 24,318

District Totals

Total Gross Value	678,234
Homestead Loss	4,000
Other Exemption Loss	0

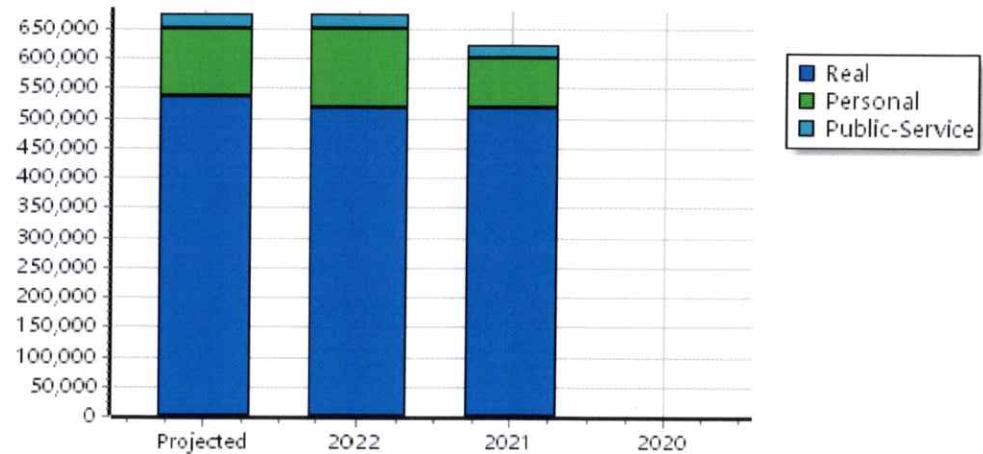
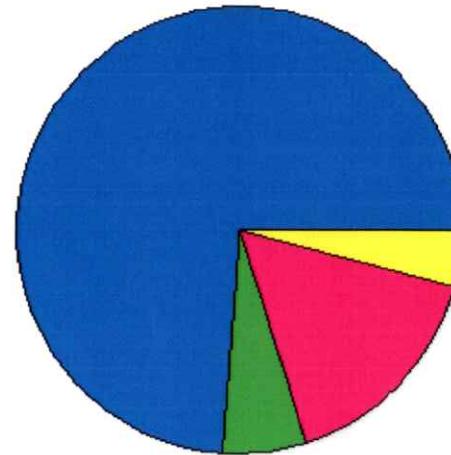
TIF Increment Value

Retained TIF Value

Net Assessed Value 674,234

Net Assessed Under Protest

* Public Service Protests Values are not included on this report.



Real	Count	Value
Agricultural	4	5,498
Commercial	0	0
Residential	0	0
Total Real Value	4	5,498
Homestead	0	0
Veteran	0	0
Other	0	0
Total Exempt	0	0

TIF Increment Value

Net Assessed 5,498

Net Assessed Under Protest

Senior Freeze	0	0
Capped Parcels	8	21,759

Personal	Count	Value
Agricultural	0	0
Commercial	0	0
Mobile Home	0	0
Total Personal	0	0
Total Exempt	0	0

TIF Increment Value

Net Assessed 0

Net Assessed Under Protest

Public Service	Count	Value
Total PS Value	2	2,673

TIF Increment Value

Net Assessed 2,673

District Totals

Total Gross Value	8,171
Homestead Loss	0
Other Exemption Loss	0

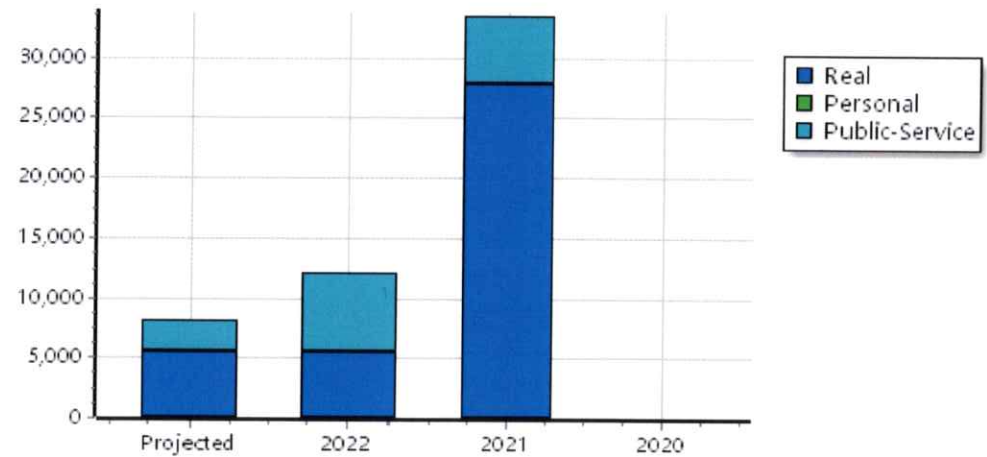


TIF Increment Value

Retained TIF Value

Net Assessed Value 8,171

Net Assessed Under Protest

* Public Service Protests Values are not included on this report.



Real	Count	Value
Agricultural	0	0
Commercial	0	0
Residential	0	0
Total Real Value	0	0

Homestead	0	0
Veteran	0	0
Other	0	0
Total Exempt	0	0

TIF Increment Value

Net Assessed 0

Net Assessed Under Protest

Senior Freeze	0	0
Capped Parcels	0	0

Personal	Count	Value
Agricultural	0	0
Commercial	0	0
Mobile Home	0	0
Total Personal	0	0

Total Exempt 0

TIF Increment Value

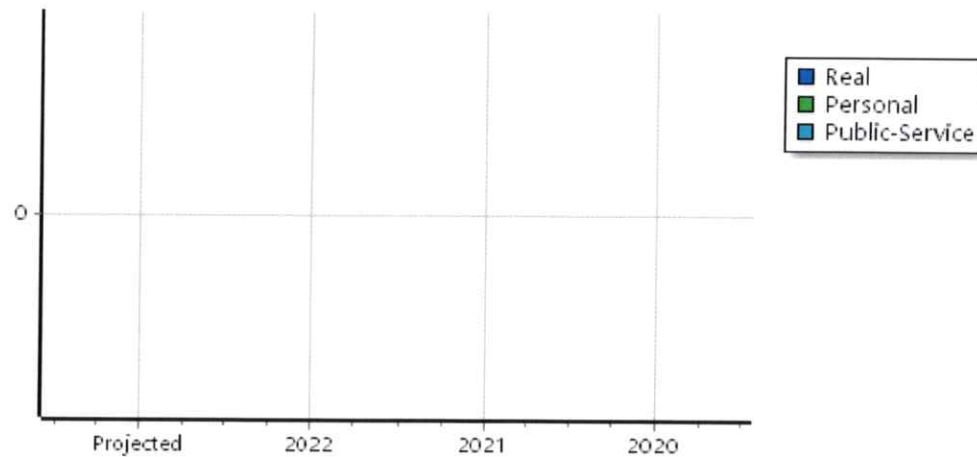
Net Assessed 0

Net Assessed Under Protest

Public Service	Count	Value
Total PS Value	0	0

TIF Increment Value

Net Assessed 0



District Totals

Total Gross Value 0

Homestead Loss 0

Other Exemption Loss 0

TIF Increment Value

Retained TIF Value

Net Assessed Value 0

Net Assessed Under Protest

* Public Service Protests Values are not included on this report.

Real	Count	Value
Agricultural	0	0
Commercial	0	0
Residential	0	0
Total Real Value	0	0

Homestead	0	0
Veteran	0	0
Other	0	0
Total Exempt	0	0

TIF Increment Value

Net Assessed 0

Net Assessed Under Protest

Senior Freeze	0	0
Capped Parcels	0	0

Personal	Count	Value
Agricultural	0	0
Commercial	0	0
Mobile Home	0	0
Total Personal	0	0

Total Exempt 0

TIF Increment Value

Net Assessed 0

Net Assessed Under Protest

Public Service	Count	Value
Total PS Value	0	0

TIF Increment Value

Net Assessed 0

District Totals

Total Gross Value 0

Homestead Loss 0

Other Exemption Loss 0

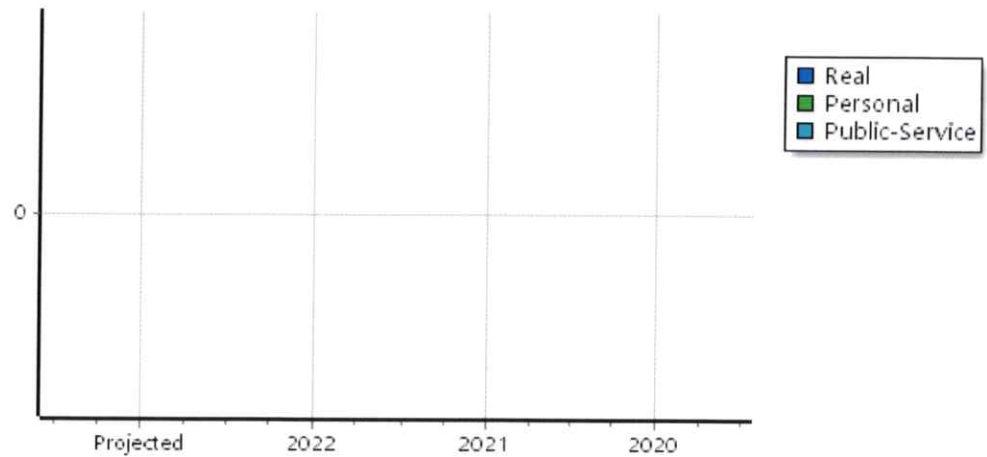
TIF Increment Value

Retained TIF Value

Net Assessed Value 0

Net Assessed Under Protest

* Public Service Protests Values are not included on this report.



Real	Count	Value
Agricultural	2,489	9,377,812
Commercial	279	1,214,492
Residential	1,401	4,994,693
Total Real Value	4,169	15,586,997
Homestead	431	445,016
Veteran	18	143,796
Other	0	0
Total Exempt	471	588,812

TIF Increment Value

Net Assessed 14,998,185

Net Assessed Under Protest

Senior Freeze	28	27,276
Capped Parcels	833	1,245,436

Personal	Count	Value
Agricultural	207	3,833,648
Commercial	129	924,233
Mobile Home	6	47,931
Total Personal	342	4,805,812
Total Exempt	16	3,150

TIF Increment Value

Net Assessed 4,802,662

Net Assessed Under Protest

Public Service	Count	Value
Total PS Value	28	2,874,170

TIF Increment Value

Net Assessed 2,874,170

District Totals

Total Gross Value	23,266,979
Homestead Loss	445,016
Other Exemption Loss	146,946

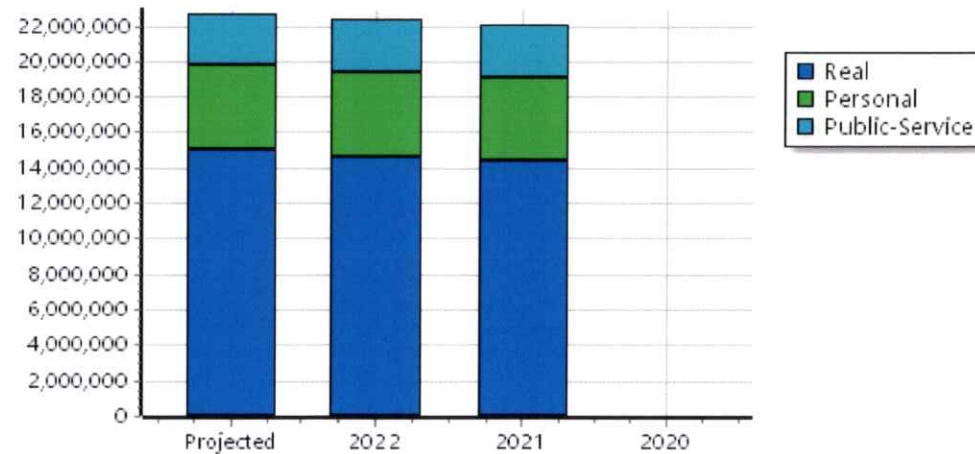
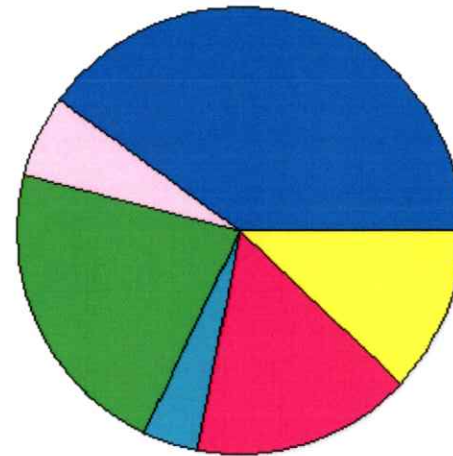
TIF Increment Value

Retained TIF Value

Net Assessed Value 22,675,017

Net Assessed Under Protest

* Public Service Protests Values are not included on this report.



Real	Count	Value
Agricultural	63	229,625
Commercial	0	0
Residential	1	1,642
Total Real Value	64	231,267

Homestead	2	2,000
Veteran	0	0
Other	0	0
Total Exempt	2	2,000

TIF Increment Value

Net Assessed 229,267

Net Assessed Under Protest

Senior Freeze	0	0
Capped Parcels	11	18,707

Personal	Count	Value
Agricultural	4	14,430
Commercial	1	47,694
Mobile Home	0	0
Total Personal	5	62,124

Total Exempt 0

TIF Increment Value

Net Assessed 62,124

Net Assessed Under Protest

Public Service	Count	Value
Total PS Value	1	2,215

TIF Increment Value

Net Assessed 2,215

District Totals

Total Gross Value	295,606
Homestead Loss	2,000
Other Exemption Loss	0

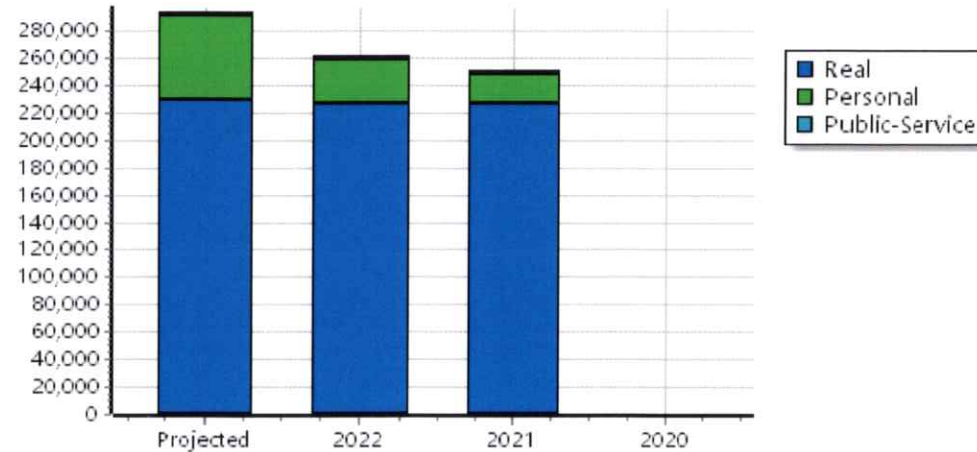
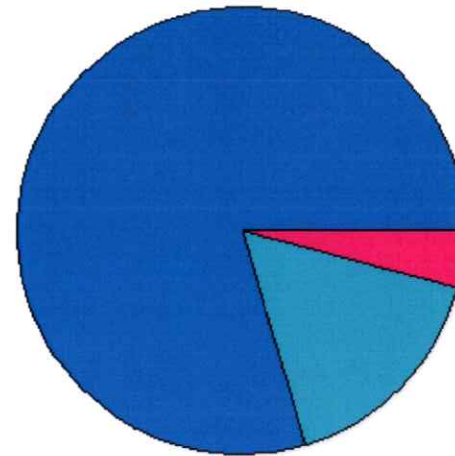
TIF Increment Value

Retained TIF Value

Net Assessed Value 293,606

Net Assessed Under Protest

* Public Service Protests Values are not included on this report.



Real	Count	Value
Agricultural	2,489	9,377,812
Commercial	279	1,214,492
Residential	1,401	4,994,693
Total Real Value	4,169	15,586,997
Homestead	431	445,016
Veteran	18	143,796
Other	0	0
Total Exempt	471	588,812

TIF Increment Value

Net Assessed 14,998,185

Net Assessed Under Protest

Senior Freeze	28	27,276
Capped Parcels	833	1,245,436

Personal	Count	Value
Agricultural	207	3,833,648
Commercial	129	924,233
Mobile Home	6	47,931
Total Personal	342	4,805,812
Total Exempt	16	3,150

TIF Increment Value

Net Assessed 4,802,662

Net Assessed Under Protest

Public Service	Count	Value
Total PS Value	28	2,874,170

TIF Increment Value

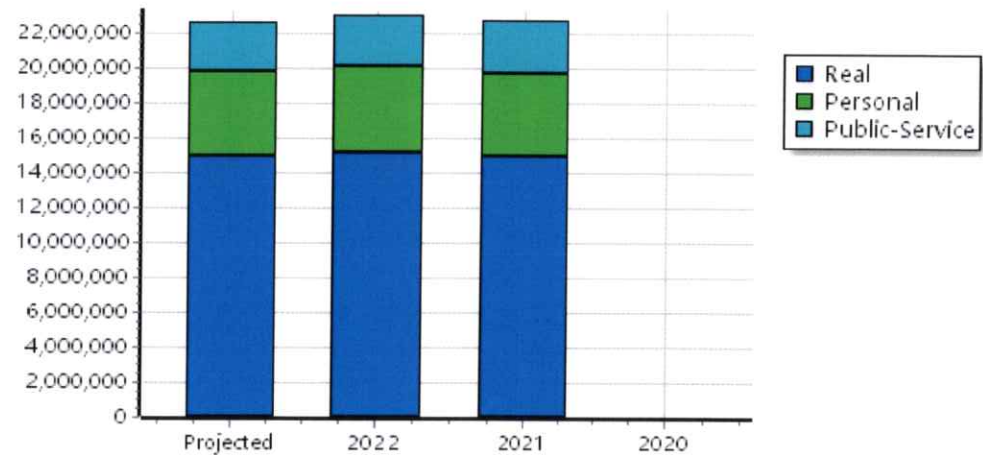
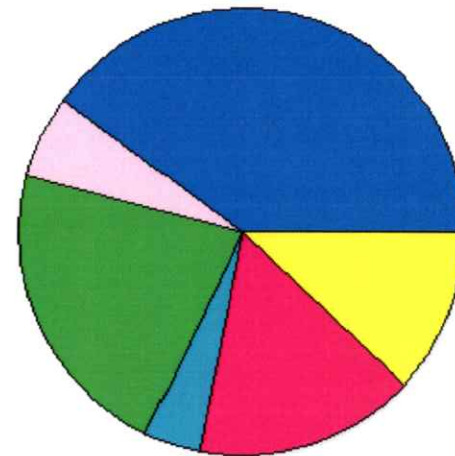
Net Assessed 2,874,170

District Totals

Total Gross Value	23,266,979
Homestead Loss	445,016
Other Exemption Loss	146,946
TIF Increment Value	
Retained TIF Value	
Net Assessed Value	22,675,017

Net Assessed Under Protest

* Public Service Protests Values are not included on this report.



Real	Count	Value
Agricultural	63	229,625
Commercial	0	0
Residential	1	1,642
Total Real Value	64	231,267
Homestead	2	2,000
Veteran	0	0
Other	0	0
Total Exempt	2	2,000

TIF Increment Value

Net Assessed 229,267

Net Assessed Under Protest

Senior Freeze	0	0
Capped Parcels	11	18,707

Personal	Count	Value
Agricultural	4	14,430
Commercial	1	47,694
Mobile Home	0	0
Total Personal	5	62,124
Total Exempt	0	0

TIF Increment Value

Net Assessed 62,124

Net Assessed Under Protest

Public Service	Count	Value
Total PS Value	1	2,215

TIF Increment Value

Net Assessed 2,215

District Totals

Total Gross Value	295,606
Homestead Loss	2,000
Other Exemption Loss	0

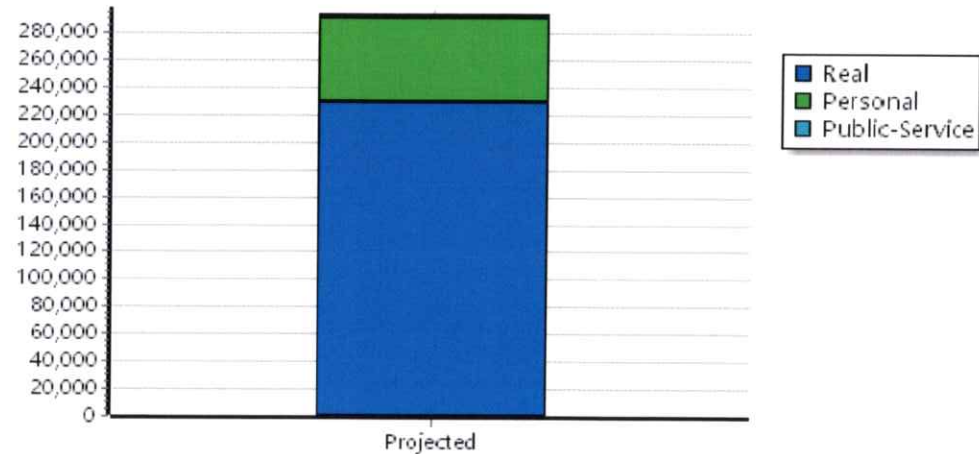
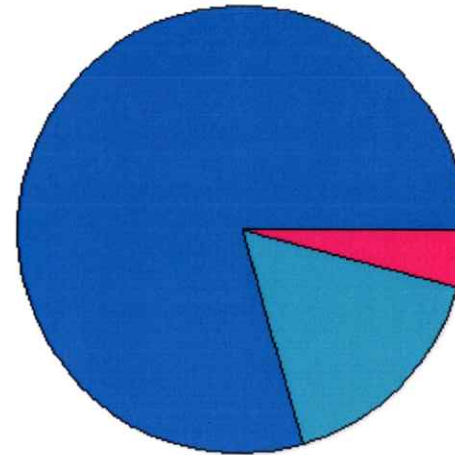
TIF Increment Value

Retained TIF Value

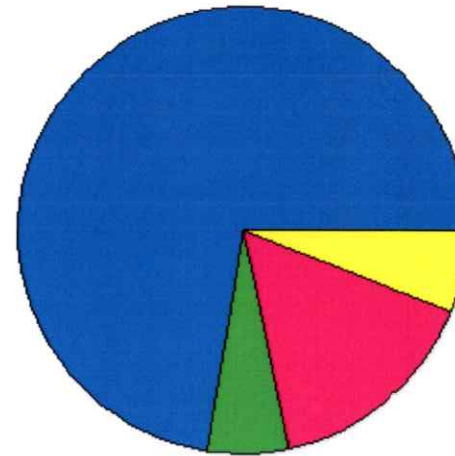
Net Assessed Value 293,606

Net Assessed Under Protest

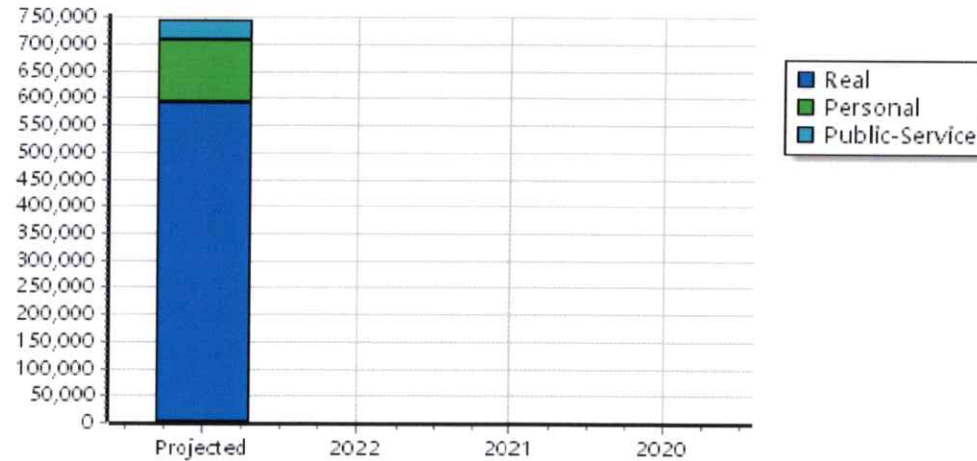
* Public Service Protests Values are not included on this report.



Real	Count	Value
Agricultural	122	553,326
Commercial	0	0
Residential	6	42,169
Total Real Value	128	595,495
Homestead	5	4,000
Veteran	0	0
Other	0	0
Total Exempt	5	4,000
TIF Increment Value		
Net Assessed		591,495
Net Assessed Under Protest		
Senior Freeze	0	0
Capped Parcels	6	12,697



Personal	Count	Value
Agricultural	2	112,271
Commercial	1	2,760
Mobile Home	0	0
Total Personal	3	115,031
Total Exempt	0	0
TIF Increment Value		
Net Assessed		115,031
Net Assessed Under Protest		
Public Service	Count	Value
Total PS Value	6	37,580
TIF Increment Value		
Net Assessed		37,580



District Totals	
Total Gross Value	748,106
Homestead Loss	4,000
Other Exemption Loss	0
TIF Increment Value	
Retained TIF Value	
Net Assessed Value	744,106
Net Assessed Under Protest	

* Public Service Protests Values are not included on this report.